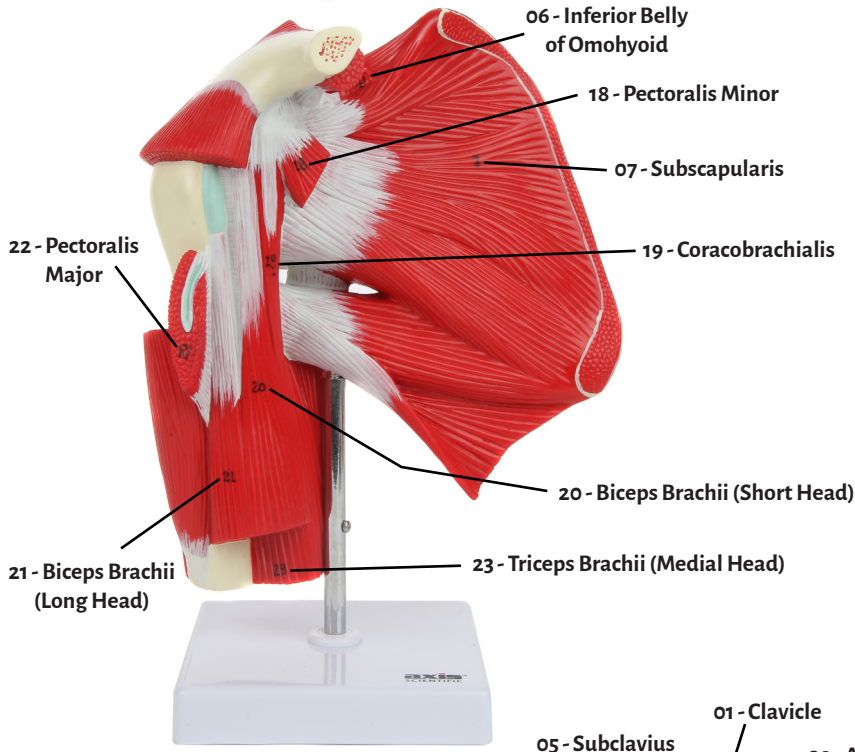




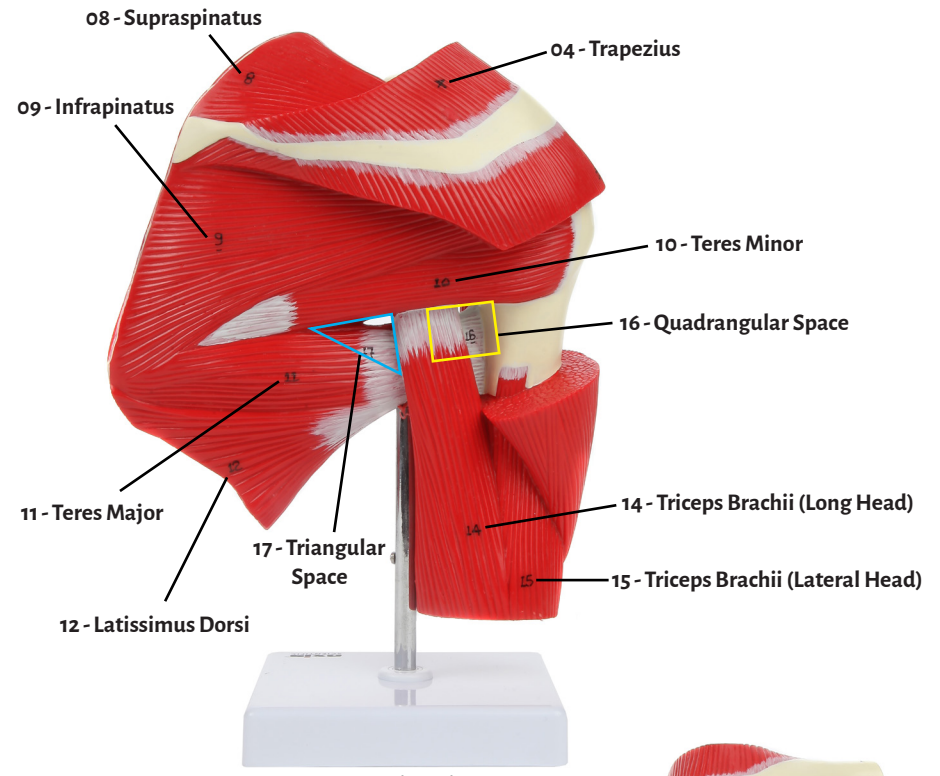
Axis Scientific Shoulder Joint with Muscles

A-105872

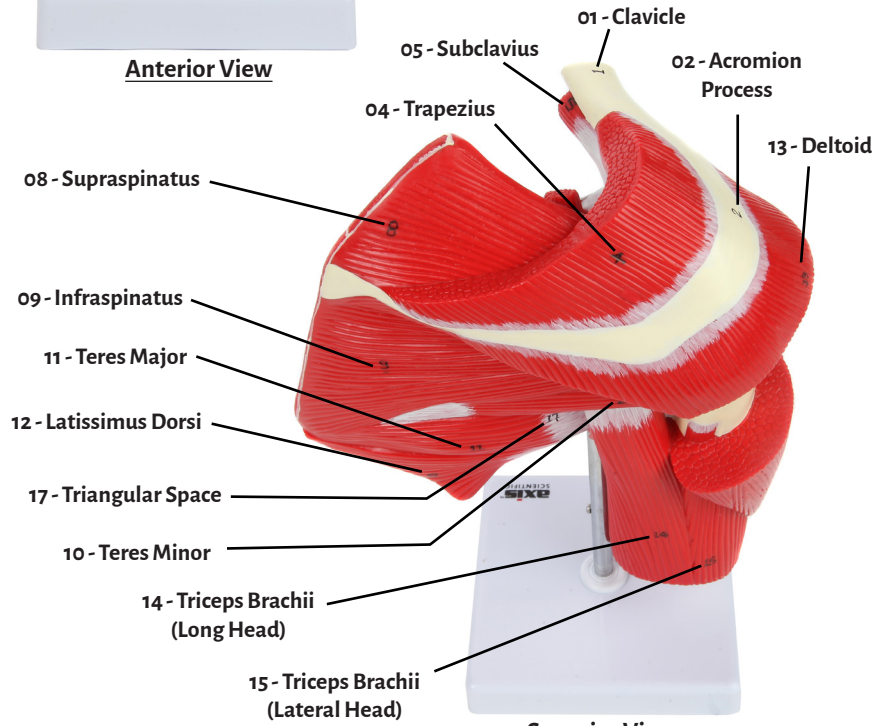
Right Shoulder



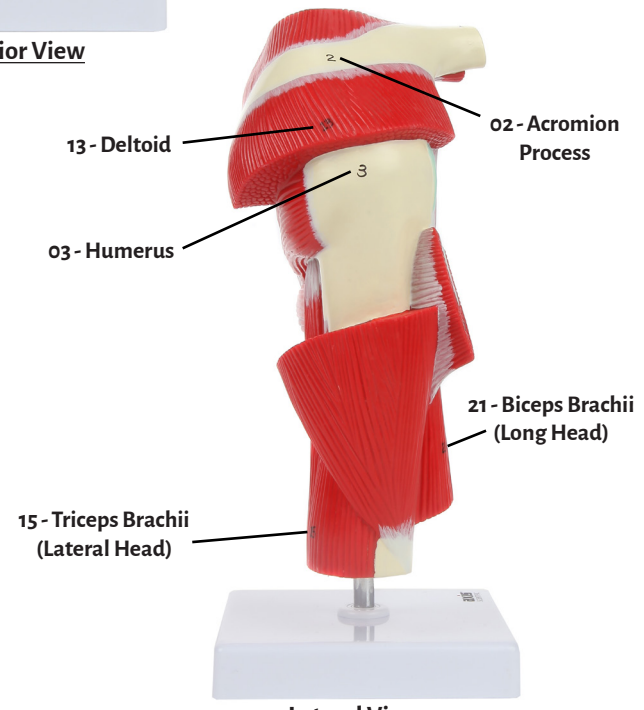
Anterior View



Posterior View



Superior View



Lateral View



- | | |
|--|--|
| 01 - Clavicle | 13 - Deltoid |
| 02 - Acromion Process | 14 - Triceps Brachii
(Long Head) |
| 03 - Humerus | 15 - Triceps Brachii
(Lateral Head) |
| 04 - Trapezius | 16 - Quadrangular Space |
| 05 - Subclavius | 17 - Triangular Space |
| 06 - Inferior Belly
of Omohyoid | 18 - Pectoralis Minor |
| 07 - Subscapularis | 19 - Coracobrachialis |
| 08 - Supraspinatus | 20 - Biceps Brachii
(Short Head) |
| 09 - Infraspinatus | 21 - Biceps Brachii
(Long Head) |
| 10 - Teres Minor | 22 - Pectoralis Major |
| 11 - Teres Major | 23 - Triceps Brachii
(Medial Head) |
| 12 - Latissimus Dorsi | |

